



For a better finish, start with HYDE™


ISO 9001:2000  
Registered

**Contact:**  
Six-Point Creative Works  
Laura Stamborski  
413-746-0016  
lstamborski@sixpointcreative.com

**FOR IMMEDIATE RELEASE**  
December 3, 2009

## NEW VIDEO DEMO LIBRARY SHOWS THE “HOW TO” OF HYDE® TOOLS

Hyde Tools has introduced a new online Video Demo Library. The videos allow viewers to see Hyde’s tools in action. Also, of importance for end users especially, they serve as a great source of “how to” videos for common prep, finish, and repair projects.




Online videos have the amazing and convenient ability to provide a similar experience to a live demonstration—but in the comfort of your own home, office or jobsite. Not only can you learn about the features and benefits of a product; you can actually see the product in use, solving a problem or helping complete a job. The proper tool—and the proper use of that tool—can save valuable time and effort.

Hyde Tools, Inc., 54 Eastford Road, Southbridge, Massachusetts 01550-1875  
Phone 508-764-4344 • Fax 508-765-5250 • www.hydetools.com




Click the images below to play a few of the videos available.

Maxxgrip Pro Wire Brush with Scraper Video



Drywall Hand Sander with Mesh Video



Wet and Set Repair Patch Video



For the full HYDE® video demonstration library, visit [www.hydetools.com](http://www.hydetools.com). The new HYDE® videos were produced in conjunction with Invodo out of Austin, Texas and feature Hyde Tools professionals working with selected tools.

Hyde Tools offers a range of hand tools used in surface prep and finishing. HYDE® brand tools are well known with pros and serious DIY users for being extremely durable. They offer a wide variety of tool categories, from putty knives, scrapers and drywall tools, to innovative new airless spray paint equipment and pressure washer wands that are amazing time and effort savers.

To find a retailer nearest you to purchase a HYDE® product, call 800-USA-HYDE or e-mail [custrelations@hydetools.com](mailto:custrelations@hydetools.com). HYDE® is a registered trademark of Hyde Tools, Inc.

-end-



ADDITIONAL LINKS/INFORMATION FOR EDITORIAL USE:

- *How to remove wall tile using the [12" Offset Scraper](#)*
- *How to repair a hole in drywall using the [5-Way Smoothing Tool](#)*
- *How to tape a drywall joint using [Blue Steele Taping Knives](#)*
- *How to scrape trim using the [Contour Scraper](#)*
- *How to sand drywall repairs using [Drywall Hand Sander with Mesh](#)*
- *How to remove tile using the [Heavy Duty 54" Hammer Scraper & Blade](#)*
- *How to scrape paint using the [MAXXGRIP PRO Wire Brush with Scraper](#)*
- *How to mix paint using the [Multi-blade Mixer](#)*
- *How to sand drywall using the [Pole Sanders](#)*
- *How to carry paint safely using the [Thumb Saver](#)*
- *How to scrape paint using [3" Bent & Straight Pole Scrapers](#)*
- *How to repair holes using [Bear Claw Clips](#)*
- *How to remove caulk using the [Caulk Away Pro Tool](#)*
- *How to remove old caulk using [DIY Caulk Away Tool](#)*
- *How to avoid dust using the [Dust Free Vacuum Sanders](#)*
- *How to mix paint using the [Impeller Paint Mixers](#)*
- *How to repair holes using the [Metal Hole Repair Patch](#)*
- *How to conserve paint using the [PaintMiser 10-in-1 Tool](#)*
- *How to tape drywall joints using [Self Adhesive Paper Joint Tape](#)*
- *How to repair walls using [Wet and Set Repair Patch](#)*